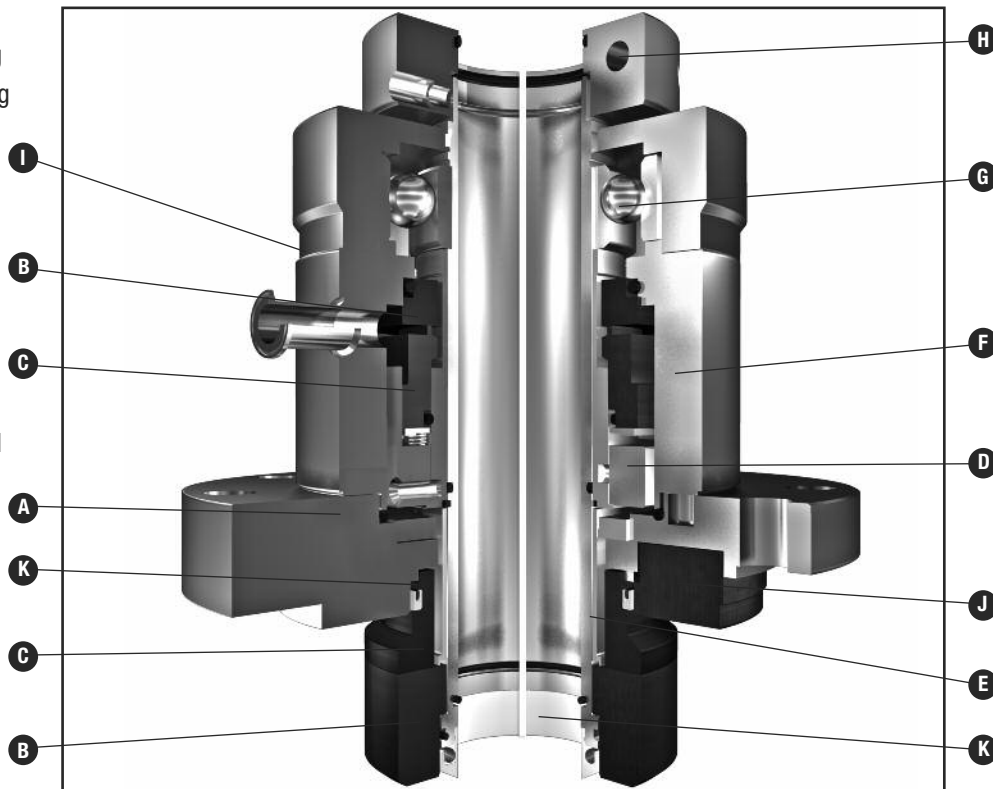


TYPE 5280/5281/5282

HYGIENIC VESSEL, MIXER AND AGITATOR SEALS

Technical Specification

- A – Flange
- B – Seat/Mating Ring
- C – Face/Primary Ring
- D – Retainer
- E – Sleeve
- F – Housing
- G – Bearing
- H – Clamp Ring
- I – Gauging Edge
- J – Type 5281 SiC Flange Insert
- K – Special PTFE Seal



Product Description

The first choice for ultra-clean pharmaceutical and biochemical applications, these seals meet Qualified Hygienic Design (QHD) requirements to enable the cleaning and sterilisation of the product wetted process area with the seal in place (CIP, SIP). Different versions of the Type 5280 family are suitable for different vessel materials: Type 5280 for steel, Type 5281 for glass-lined and Type 5282 for special alloy vessels. Each version is available in liquid lubricated (W), gas lubricated (G), dry running (D) and a unique gas/dry face combination (GD) version. Although mostly used in top-entry vessels, the inboard rotating seat design perfectly suits side and bottom-entry vessels.

Performance Capabilities*

- Speed: 0 to 570 rpm
- Vessel pressure: vacuum to 6 bar(g)
- Barrier pressure: maximum 9 bar(g)
- Temperature: -40°C to +200°C
-100°C special design
- Shaft run out: axial: +/- 2.0 mm

*Maximum values (dependant on combination of operating conditions).
For operating conditions outside these limits consult John Crane.

Design Features

- Dual cartridge seal designed according to hygienic design criteria (QHD) with inboard rotating seat for optimal cleaning in place
- Squared PTFE-based secondary sealing elements improve cleaning and support a broad application range
- Product wetted materials compliant with FDA requirements
- Special designs and material options such as USP class VI compliant polymers are available on request
- Reverse pressure capabilities inboard
- Available in four variants of lubrication system:
 - 5280/81/82 - W - liquid lubricated wet seal
 - 5280/81/82 - D - dry running contacting seal
 - 5280/81/82 - G - gas lubricated non-contacting seal
 - 5280/81/82 - GD - gas lubricated non-contacting inboard, dry running outboard
- Special carbon materials allow for exceptional operation of gas seals with dry gas of pharmaceutical quality
- Special bearing design for high performance of non-contacting gas seals
- G design advantages include wear-free and particle-free operation, together with an easy supply system. In addition, the GD design reduces barrier gas consumption
- Suitable for application in explosive areas. Certificates of conformity according to European Directive 2014/34/EU (ATEX) Cat. 1, 2 and 3 available on request

TYPE 5280/5281/5282

HYGIENIC VESSEL, MIXER AND AGITATOR SEALS

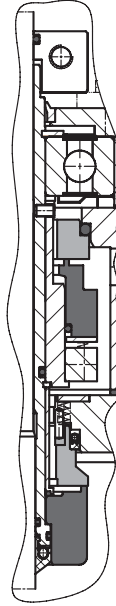
Additional Configurations

Characteristics

- Can be cleaned in place (CIP)
- Can be sterilised in place (SIP)
- FDA-compliant materials, USP Class VI on request
- Primary and mating ring run without wear (G)
- No barrier fluid or wear contamination of the product (G, GD)
- No complex barrier fluid supply system (G, GD, D)

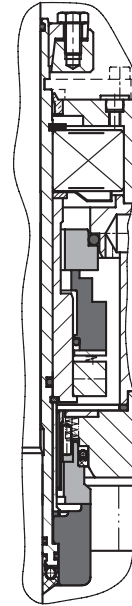
5280 D

gas barrier - contacting
for steel vessels (dry)



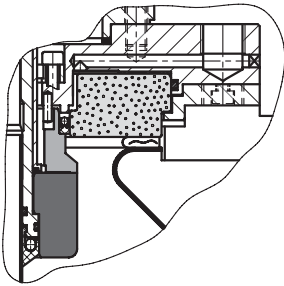
5280 W

fluid barrier for
steel vessels (wet)



5281 G

gas barrier - non-contacting
for glass-lined vessels



5281 D

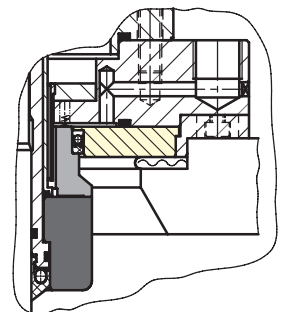
gas barrier - contacting
for glass-lined vessels

5281 W

fluid barrier -
for glass-lined vessels

5282 G

gas barrier - non-contacting for
vessels made of special alloy



5282 D

gas barrier - contacting
for special alloy

5282 W

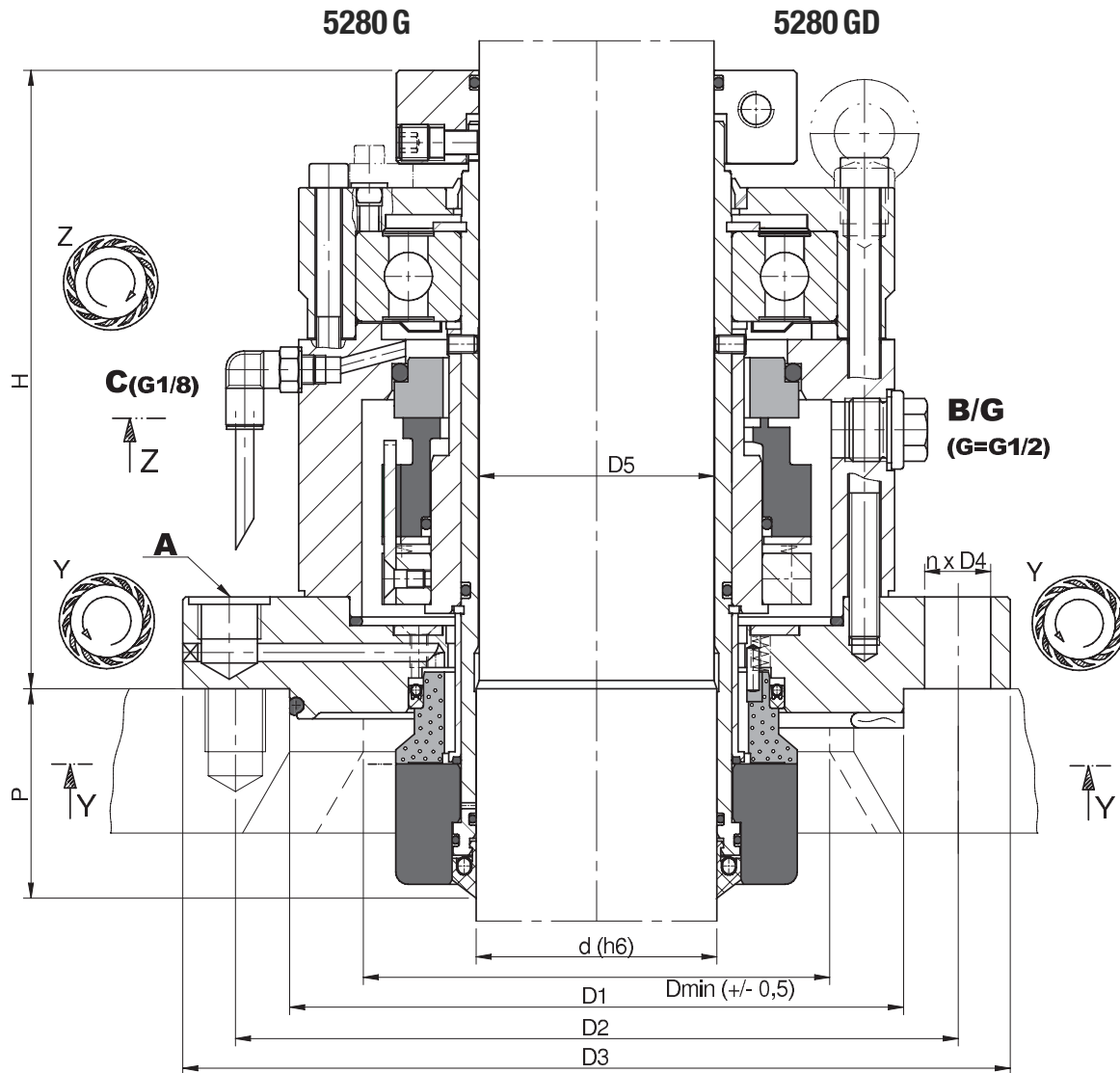
fluid barrier -
for special alloy

TYPE 5280/5281/5282

HYGIENIC VESSEL, MIXER AND AGITATOR SEALS

Technical Specification

Type 5280/5281/5282 Arrangement/Dimensional Data for Standard Size Range (mm)



Seal Size	Smallest Flange	Maximum Height & Protrusion Bore	Flange Connectivity					
			D1	D2	D3	n x D4	D5	
d	Dmin	H	P	D1	D2	D3	n x D4	D5
25	80	180	58	90	129	150	4 x 11	25
40	110	178	70	110	145	175	4 x 18	38
50	120	200	68	176	210	240	8 x 18	48
60	130	185	68	176	210	240	8 x 18	58
80	155	206	70	204	240	275	8 x 22	78
100	175	209	68	234	270	305	8 x 22	98
125	210	225	67	260	295	330	8 x 22	123
140	230	250	72	313	350	395	12 x 22	135
160	255	260	78	313	350	395	12 x 22	150
180	280	270	83	364	400	445	12 x 22	170
200	300	270	83	364	400	445	14 x 22	190
220	320	270	90	422	460	505	16 x 22	210

Values for types 5281 and 5282 may slightly differ - special dimensions and designs possible.

The Type 5280 seal family is usually designed to fit each individual application. The special features of this family are utilized on a variety of equipment such as fermenters, dryers and suction filters. A standard size range is available using the main dimensions adapted from DIN, listed opposite. For further details please consult John Crane.



TYPE 5280/5281/5282

HYGIENIC VESSEL, MIXER AND AGITATOR SEALS

Technical Specification



North America
 United States of America
 Tel: 1-847-967-2400
 Fax: 1-847-967-3915

Europe
 United Kingdom
 Tel: 44-1753-224000
 Fax: 44-1753-224224

Latin America
 Brazil
 Tel: 55-11-3371-2500
 Fax: 55-11-3371-2599

Middle East & Africa
 United Arab Emirates
 Tel: 971-481-27800
 Fax: 971-488-62830

Asia Pacific
 Singapore
 Tel: 65-6518-1800
 Fax: 65-6518-1803

If the products featured will be used in a potentially dangerous and/or hazardous process, your John Crane representative should be consulted prior to their selection and use. In the interest of continuous development, John Crane Companies reserve the right to alter designs and specifications without prior notice. It is dangerous to smoke while handling products made from PTFE. Old and new PTFE products must not be incinerated. ISO 9001 and ISO14001 Certified, details available on request.